



How to use Priory Sailing Club's Race Management Software



Getting started

Collect the tablet from the powerboat garage. It is stored by the radios.



Unplug the white power lead from the tablet.

Press the power button on the **right hand side** of the tablet

Swipe your finger on the screen – it doesn't matter which way you swipe.

Enter the passcode which is **123456** and press **OK**

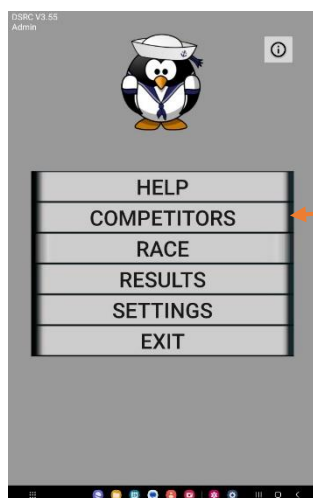
If you don't automatically get taken to the race management software, press the **DSRC icon** with the penguin on it.



Pre-race preparations

As with all races, the first thing to do is decide who is in the race.

This is achieved via the **Menu screen** which you can see here on the left.



Press on '**Competitors**' to reach the Competitors

Screen which you can see here on the right:

Many of the sailors at Priory have an entry on the tablet. If they are racing, tap their name so it turns

GREEN

Competitors: DSRC_Competitors.txt	
Racing: 5	
Allan Bareford - Enterprise	16139 - 1126
Andrew Walker - LASER PICO	1234 - 1330
Andy Leach - WAYFARER	1234 - 1105
Carole O Hara - LASER RADIAL	1234 - 1150
Cathy Stephen - Laser Radial	133480 - 1150
Charles Boy - LASER	162851 - 1101
Charlotte - Laser Radial	1234 - 1150
Charlotte McKenzie - Laser Radial	1234 - 1150
Chris B - LASER PICO	1234 - 1330
Dave A - LASER	1234 - 1161
David Gale - LASER	1234 - 1056
David P - Vareo	253 - 1085
David Stephens - Laser Radial	1234 - 1150
Dick Knowles - Laser Radial	26 - 1150
Eleni - LASER RADIAL	24 - 1150
Emma - LASER RADIAL	22 - 1150
Evli SC - LASER PICO	1234 - 1330

CHANGING DETAILS:

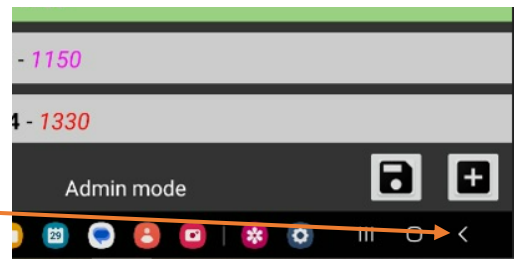
If you need to check their details or change some information such as the boat they're sailing then a 'long press' on their entry will allow you to edit their details.

If you need to create a new competitor then use the **ADD** button in the **bottom right hand corner** to create an entry for each competitor (creation automatically selects them)

Race Start

To manage the race you need to get to the **Race Screen**.

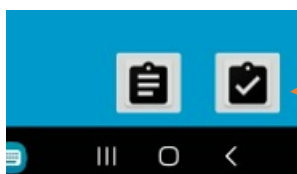
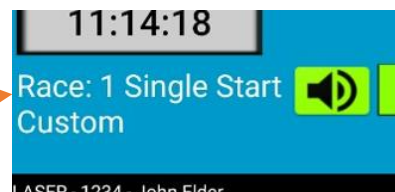
Press the **< arrow** in the very bottom right hand corner of the screen



Press **RACE**

Check all competitors have been selected. If not, you can select them and amend details in this screen in the same way as previously described in “CHANGING DETAILS” on page 1.

If you need to change the **Race Number**, long press on the race number

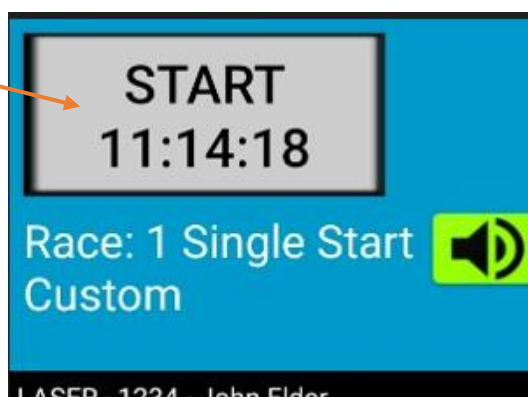


You can set the screen so you can only see the competitors who are racing by pressing the clipboard button with a tick on it – bottom right hand corner.

***** Begin the 10 minute start sequence using the STOPWATCH and HORN as usual *****

*** START the tablet countdown when the STOPWATCH reaches 5 minutes in the starting sequence ***

If you need to **Abandon** the start, then **long press** countdown clock and confirm **Abandonment**



Once the countdown reaches zero, a pop up will offer you:

ALL CLEAR - Press this to confirm 'all is well' and ready to commence timings capture

Individual Recall - Start ok, but one individual (or more) was 'over the line' and will have to come back

General Recall - Too many to be identified correctly are over the line, so abandon this start (resets ready to start all over again)

During race

As boats complete laps, capture their lap time via a single touch on their entry in the list

If you need to make amendments:

If you press the wrong boat when recording the lap, first press the correct one, and then **Long Press** on the wrong one, and then press 'LAP-1'.

00:06:22 OPEN

01:3

01:12

Vago

01:16

05:3

R RAD

R RAD

Edit Race Entry:

Helm: Charles Boy

Crew:

Class: LASER

Sail No: 162851

PYN: 1101

Code: No code

Lap 1: 00:05:41

Lap 2: 00:00:00

Lap 3: 00:00:00

Lap 4: 00:00:00

Lap 5: 00:00:00

Lap 6: 00:00:00

Lap 7: 00:00:00

Lap 8: 00:00:00

Lap 9: 00:00:00

Lap 10: 00:00:00

CANCEL LAP -1 CONFIRM

If you need to assign a 'code' (e.g. DSQ), **Long Press** the boat's entry, Select the appropriate code, and confirm.

Finishing the race:

As the lead boat rounds the last mark before the finish, you can press '**Finish Open**' to enable horns as you capture their finish time.

A pop up will appear. **Select Finish Open again and confirm.**

As boats cross the finish line, capture their finish time via a single touch on their entry in the list

Once all boats have crossing the finish line, press '**END**' and **confirm**. This will set off the corrected time and final position calculations.

After the Race

If you need to edit the results, you can:


- Edit each competitors details via a **Long Press** on their entry (examples - change finish time, or remove/assign a code)
- Change the race number via a **Long Press** on the **Race number**
- If you do edit anything, the app background will change, display 'Edited' in the title area. Press on the 'SAVE' button.

Press the **'RESULTS'** button at the top right hand corner where you can review the results.

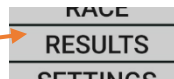
Once you have finished reviewing/saving the race results, pressing **'RESET'** will set everything back to the pre countdown position ready for the next race.

To share results

For the results to appear on the PSC website, they need to be sent to Paul Williams. To do this:

Press the **< arrow** in the very bottom right hand corner of the screen  until you get back to the Menu screen:

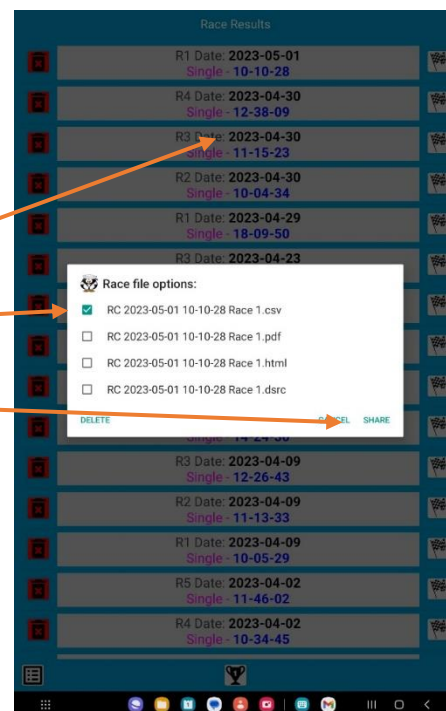
Press **'Results'**




Then Select the result you want to share

Select the file ending in **'csv'**

Press **'Share'**



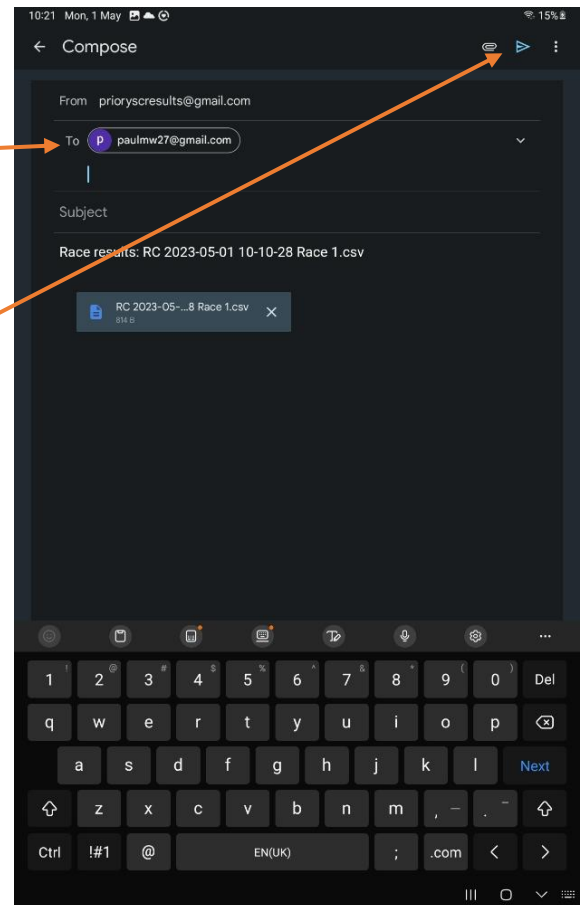


Press the Gmail icon at the bottom of the screen

This will give you the option to send the results by email. In the address bar send the results to paulmw27@gmail.com

Send email by pressing the send button at the top right of screen

Repeat for the remaining results of the day.



******* Please put the tablet back on charge in the Safety Boat Garage *******

Top Tips

Turn off the tablet between races to save the battery.

You may want to run the established paper race sheet system alongside using the tablet until you feel comfortable using the tablet.

Find more information about how to use the tablet here: <https://sites.google.com/view/dsrc/running-races/single-fleet-single-start>